

2-Wire Video Intercom Device

Quick Start Guide



More Languages



Installation and Wiring Video



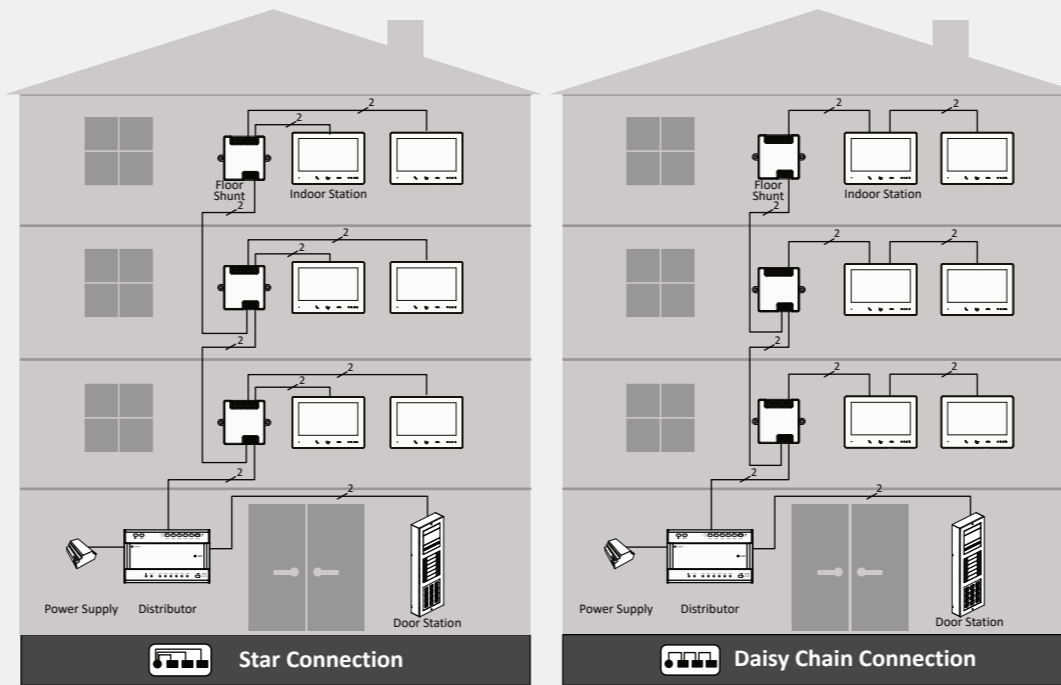
Configuration Guide

- 1 Typology and Installation Requirements
- 2 Room No. and Building No. Settings
- 3/4 Installation and Wiring
- 5 Configuration

# 1 Typology and Installation Requirements

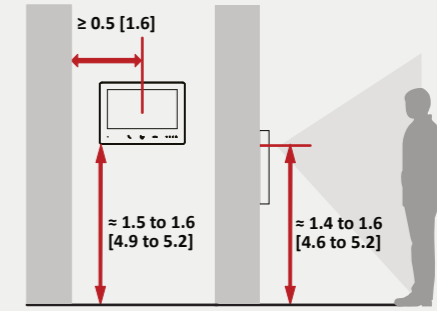
## Typology

- Maximum 22 indoor stations with Wi-Fi function or 64 without Wi-Fi function can be powered by 1 power supply (The cables should be better than AWG20).
- Maximum 16 distributors (DS-KAD7061) can be cascaded.



## Installation Requirements

Unit: m [feet]

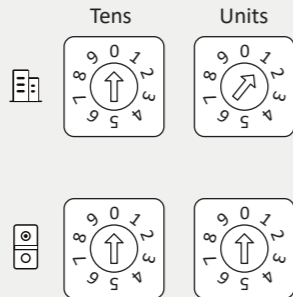


Cable Type	DS-KAD7060EY to Door Station	DS-KAD7060EY to DS-KAD7061EY	DS-KAD7061EY to DS-KAD7061EY	DS-KAD7061EY to Indoor Station	Indoor Station to Indoor Station	DS-KAD7060EY to DS-KAD7060EY-S	Indoor Station to Door Station
UTP 5	150 [492]	60 [197]	60 [197]	60 [197]	100 [328]	60 [197]	140 [459]
0.2 mm <sup>2</sup> (Cat.5) AWG24							
0.28 mm <sup>2</sup> (TP) AWG23	150 [492]	40 [131]	40 [131]	40 [131]	80 [262]	40 [131]	160 [525]
0.5 mm <sup>2</sup> (parallel) AWG20	150 [492]	60 [197]	60 [197]	60 [197]	100 [328]	60 [197]	180 [591]
1 mm <sup>2</sup> (parallel) AWG17	150 [492]	60 [197]	60 [197]	60 [197]	100 [328]	60 [197]	260 [853]
1 mm <sup>2</sup> (TP) AWG17	150 [492]	40 [131]	40 [131]	40 [131]	80 [262]	40 [131]	260 [853]
1.5 mm <sup>2</sup> (parallel) AWG15	150 [492]	40 [131]	60 [197]	60 [197]	100 [328]	60 [197]	260 [853]

# 2 Room No. and Building No. Settings

## Door Station

For example:



It is recommended to remark the door station No. on the back of the device sticker to indicate the Door Station No.

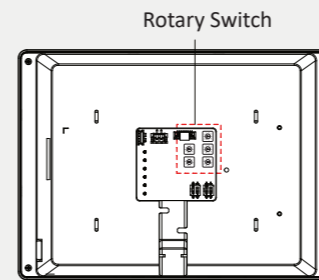
Building No. (01 to 99): 01

Door Station Type: 00

**Door Station Types:**  
Main Door Station: 00  
Sub Door Station: 01 to 16  
Outer Door Station: 90 to 99


### Door Open Duration

Rotary Switch	Open Duration(s)	Lock Type
0	2	DC Pulse (Lock 1)
1	5	DC Pulse (Lock 1)
2	10	DC Pulse (Lock 1)
3	2	Relay(Lock 2)
4	5	Relay(Lock 2)
5	10	Relay(Lock 2)
6	2	Lock 1+Lock 2
7	5	Lock 1+Lock 2
8	10	Lock 1+Lock 2
9	DC Pulse (Lock 1)+Mechanical Doorbell(Lock 2), duration set on the web.	



## Indoor Station

For example:



It is recommended to remark the indoor station No. on the back of the device sticker to indicate the Indoor Station No.

Indoor Station Type: 0

**Indoor Station Types:**  
Main Indoor Station: 0  
Indoor Extension: 1 to 2

Building No. (01 to 99): 01

Make sure the indoor station's building No. is the same as the door station in this building's, or the door station cannot call the indoor station in the same building.

Room No. (1 to 99): 01



**About this Document**  
 • This Document includes instructions for using and managing the Product. Pictures, charts, images and all other information hereinafter are for description and explanation only.  
 • The information contained in the Document is subject to change, without notice, due to firmware updates or other reasons. Please find the latest version of the Document at the Hikvision website (<https://www.hikvision.com>). Unless otherwise agreed, Hangzhou Hikvision Digital Technology Co., Ltd. or its affiliates (hereinafter referred to as "Hikvision") makes no warranties, express or implied.  
 • Please use the Document with the guidance and assistance of professionals trained in supporting the Product.

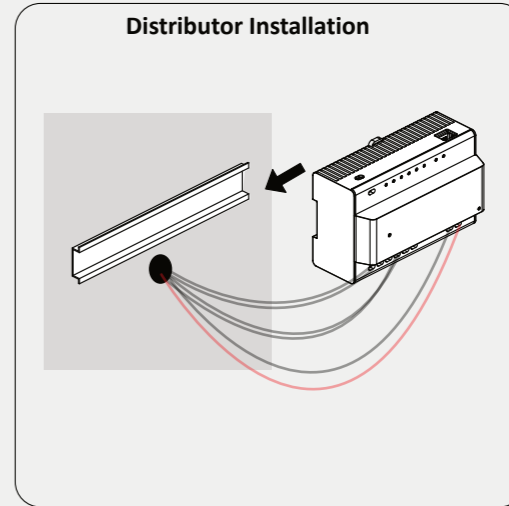
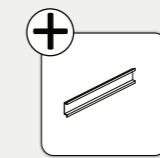
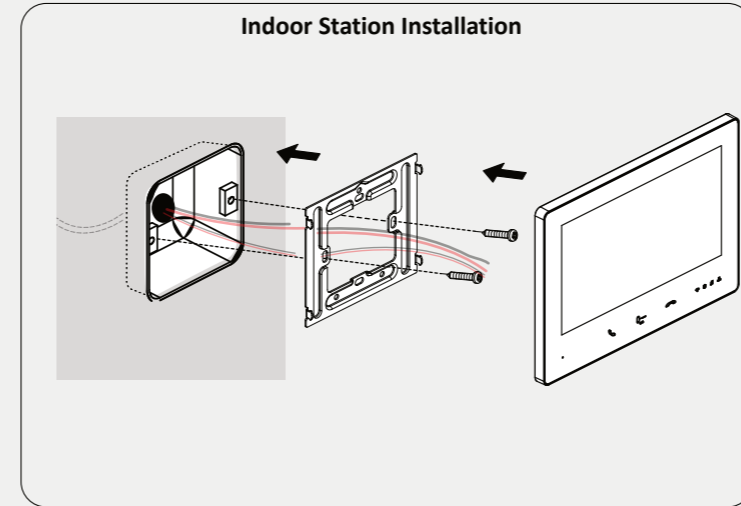
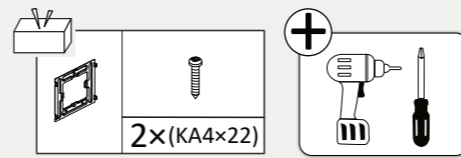
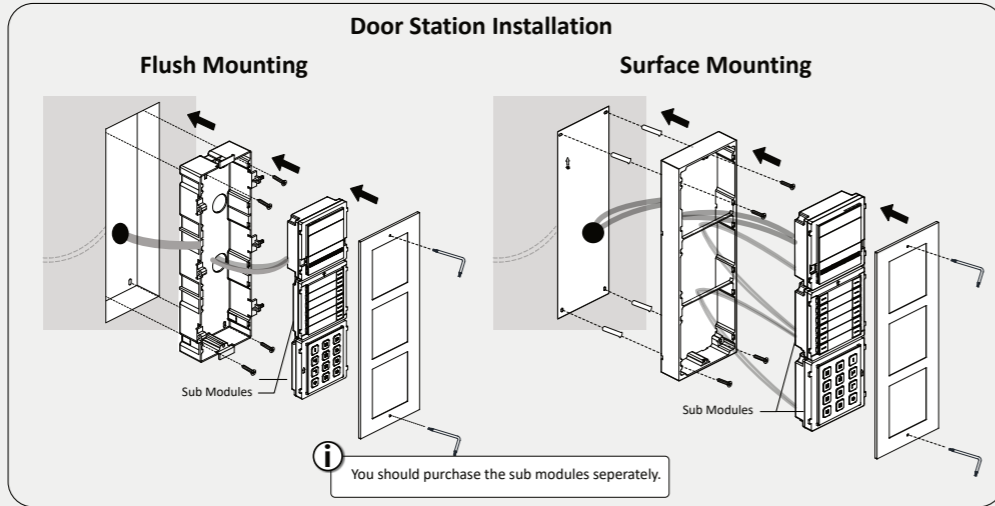
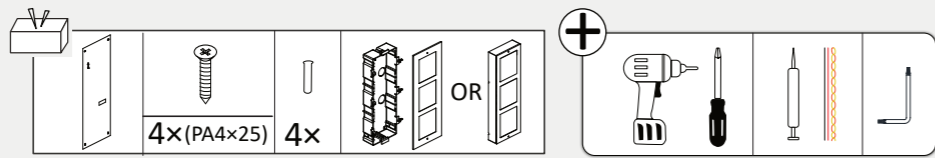
**About this Product**  
 This product can only enjoy the after-sales service support in the country or region where the purchase is made.

**Acknowledgment of Intellectual Property Rights**  
 • Hikvision owns the copyrights and/or patents related to the technology embodied in the Products described in this Document, which may include licenses obtained from third parties.  
 • Any part of the Document, including text, pictures, graphics, etc., belongs to Hikvision. No part of this Document may be excerpted, copied, translated, or modified in whole or in part by any means without written permission.  
 • **HIKVISION** and other Hikvision's trademarks and logos are the properties of Hikvision in various jurisdictions.  
 • Other trademarks and logos mentioned are the properties of their respective owners.

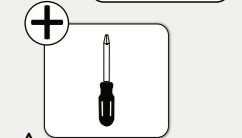
**LEGAL DISCLAIMER**  
 • TO THE MAXIMUM EXTENT PERMITTED BY APPLICABLE LAW, THIS DOCUMENT AND THE PRODUCT DESCRIBED, WITH ITS HARDWARE, SOFTWARE AND FIRMWARE, ARE PROVIDED "AS IS" AND "WITH ALL FAULTS AND ERRORS". HIKVISION MAKES NO WARRANTIES, EXPRESS OR IMPLIED, INCLUDING WITHOUT LIMITATION, MERCHANTABILITY, SATISFACTORY QUALITY, OR FITNESS FOR A PARTICULAR PURPOSE. THE USE OF THE PRODUCT BY YOU IS AT YOUR OWN RISK. IN NO EVENT WILL HIKVISION BE LIABLE TO YOU FOR ANY SPECIAL, CONSEQUENTIAL, INCIDENTAL, OR INDIRECT DAMAGES, INCLUDING, AMONG OTHERS, DAMAGES FOR LOSS OF BUSINESS PROFITS, BUSINESS INTERRUPTION, OR LOSS OF DATA, CORRUPTION OF SYSTEMS, OR LOSS OF DOCUMENTATION, WHETHER BASED ON BREACH OF CONTRACT, TORT (INCLUDING NEGLIGENCE), PRODUCT LIABILITY, OR OTHERWISE, IN CONNECTION WITH THE USE OF THE PRODUCT, EVEN IF HIKVISION HAS BEEN ADVISED OF THE POSSIBILITY OF SUCH DAMAGES OR LOSS.  
 • YOU ACKNOWLEDGE THAT THE NATURE OF THE INTERNET PROVIDES FOR INHERENT SECURITY RISKS, AND HIKVISION SHALL NOT TAKE ANY RESPONSIBILITIES FOR ABNORMAL OPERATION, PRIVACY LEAKAGE OR OTHER DAMAGES RESULTING FROM CYBER-ATTACK, HACKER ATTACK, VIRUS INFECTION, OR OTHER INTERNET SECURITY RISKS; HOWEVER, HIKVISION WILL PROVIDE TIMELY TECHNICAL SUPPORT IF REQUIRED.  
 • YOU AGREE TO USE THIS PRODUCT IN COMPLIANCE WITH ALL APPLICABLE LAWS, AND YOU ARE SOLELY RESPONSIBLE FOR ENSURING THAT YOUR USE CONFORMS TO THE APPLICABLE LAW. ESPECIALLY, YOU ARE RESPONSIBLE, FOR USING THIS PRODUCT IN A MANNER THAT DOES NOT INFRINGE ON THE RIGHTS OF THIRD PARTIES, INCLUDING WITHOUT LIMITATION, RIGHTS OF PUBLICITY, INTELLECTUAL PROPERTY RIGHTS, OR DATA PROTECTION AND OTHER PRIVACY RIGHTS. YOU SHALL NOT USE THIS PRODUCT FOR ANY PROHIBITED END-USES, INCLUDING THE DEVELOPMENT OR PRODUCTION OF WEAPONS OF MASS DESTRUCTION, THE DEVELOPMENT OR PRODUCTION OF CHEMICAL OR BIOLOGICAL WEAPONS, ANY ACTIVITIES IN THE CONTEXT RELATED TO ANY NUCLEAR EXPLOSIVE OR UNSAFE NUCLEAR FUEL-CYCLE, OR IN SUPPORT OF HUMAN RIGHTS ABUSES.  
 • IN THE EVENT OF ANY CONFLICTS BETWEEN THIS DOCUMENT AND THE APPLICABLE LAW, THE LATTER PREVAILS.

© Hangzhou Hikvision Digital Technology Co., Ltd. All rights reserved. UD39635B-A

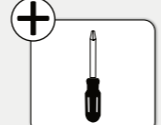
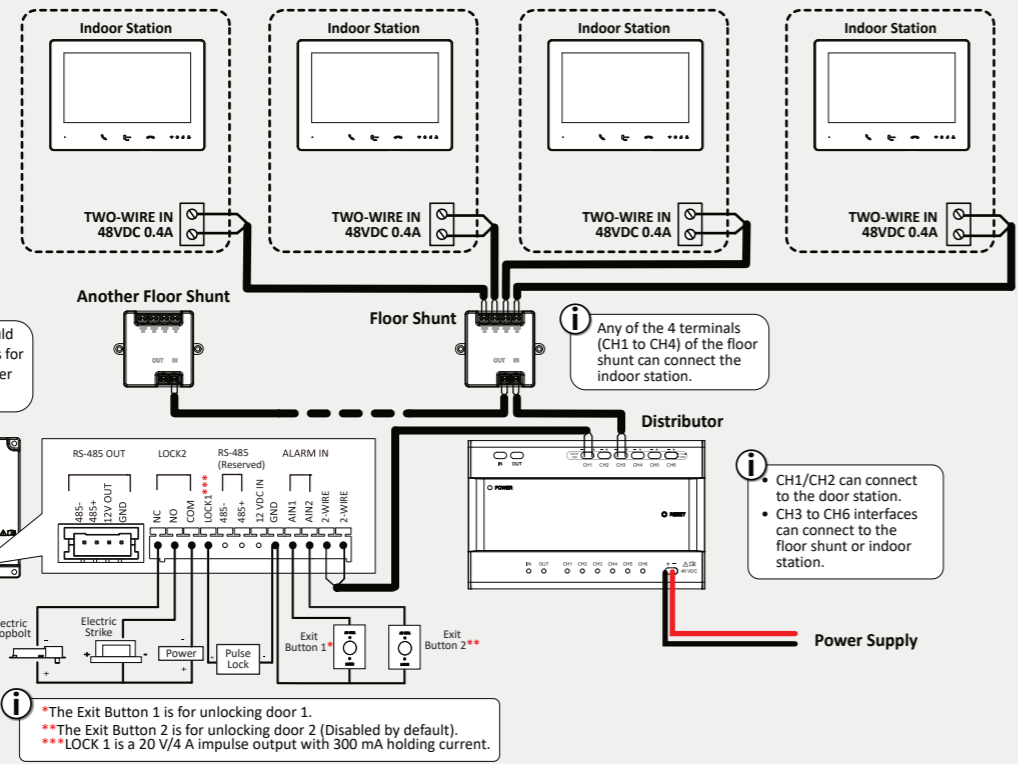
# 3 Installation



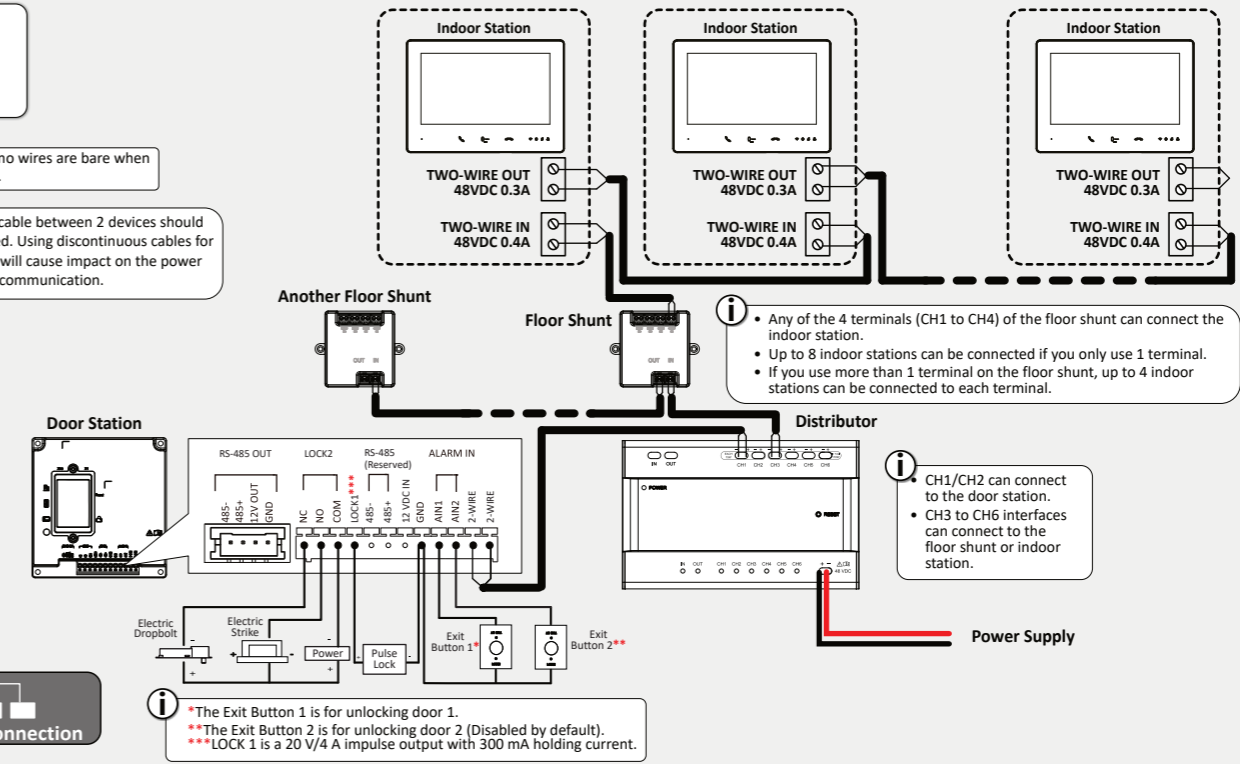
# 4 Wiring



*i* The 2-wire cable between 2 devices should be undivided. Using discontinuous cables for connecting will cause impact on the power supply and communication.



*i* The 2-wire cable between 2 devices should be undivided. Using discontinuous cables for connecting will cause impact on the power supply and communication.



# 5 Configuration

