

**DS-3WFB-EI-5ACG**  
**5Ghz 867Mbps Base Station**

The wireless Base Station is designed for outdoor applications such as CCTV, city road, factory, etc. With 360°/120° MIMO antenna, it's flexible and ideal for point-to-multipoint application.

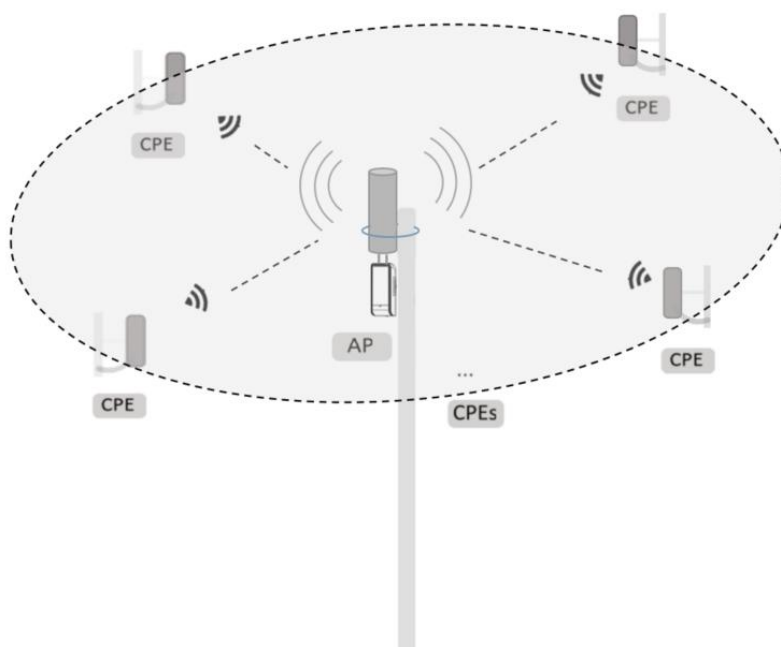
- Up to 5 km wireless transmission distance
- 867 Mbps 802.11ac wireless bridge
- 802.3af PoE power supply
- Visualized topology management
- Real-Time alarm push technology

## ▪ Specification

General	
Product Dimensions (W × H × D)	103.6 mm × 58.3 mm × 198.4 mm (4.1" × 2.3" × 7.8")
Package Dimensions (W × H × D)	228 mm × 98 mm × 256 mm (9.0" × 3.9" × 10.1")
Net Weight	0.3 kg (0.66 lb)
Gross Weight	0.94 kg (2.07 lb)
Packing List	Wireless Bridge × 1, Power Supply Adaptor × 1, Power Cord × 1, Regulatory Compliance and Safety Information × 1, Quick Start Guide × 1, Screw × 2, Binding Tape × 2, Mounting Bracket × 1
Packing Method	Single unit packing
Working Temperature	-30 °C to 60 °C (-22 °F to 140 °F)
Working Humidity	5% to 95% (no condensation)
Storage Temperature	-40 °C to 80 °C (-40 °F to 176 °F)
Storage Humidity	5% to 95% (no condensation)
Installation Mode	Pole Mounting
Ingress Protection	IP55
Power Consumption	2.65 W for typical (1-ch 2MP IPC), Max. 4.5 W
Wireless Parameter	
Wireless Standard	IEEE 802.11/a/n/ac
Max. Transmission Rate of Air Interface	≤ 867 Mbps
Working Frequency Band	5150 MHz ~ 5250 MHz, 5250 MHz ~ 5350 MHz, 5470 MHz ~ 5725 MHz, 5725 MHz ~ 5825 MHz, (Note: Available channel may vary with local regulations.)
Transmitting Power	27 dBm @ 11ac MCS0 (Note: Transmitting power may vary with local regulations.)
Receiving Sensitivity	-65±2dBm@11ac 80MHz MCS9 -90±2dBm@11ac 80MHz MCS0
Throughput Rate	PTMP(1 to 8): 120° Directional Antenna: 160 Mbps/1 KM(AC80), 120 Mbps/3 KM(AC80), 80 Mbps/5 KM(AC80), Omnidirectional Antenna: 144 Mbps/1 KM(AC80), 120 Mbps/2 KM(AC80)
PoE Power Supply	
PoE Port	PoE IN/LAN 1
PoE Distance	100m
Hardware Parameter	
Network Interface	2 × 1000 Mbps RJ45 ports
LED Indicator	Power indicator, LAN indicator, Signal intensity indicator
Reset	Hardware resetting button
Power Supply	48V 0.32A PoE or PoE(802.3af) 36 ~ 57V 0.2A
Software Function	
Channel Width	20/40/80 MHz
Channel Selection	Auto/manual selection
Security Mode	WPA2-PSK
Security Mechanism	Wireless network name hidden
Network Protocol	NTP (network time synchronization), SADP (auto search for IP address), HTTPS/HTTP (web management), SSH (debugging)

Management Method	Web, iVMS-4200, HPP
System Log	Syslog,Control center information
Upgrade	Web, iVMS-4200, HPP
Application Function	TDMA, DFS, TPC, IFM, IPM
HPP	<p>Support one-click activation and remote management via Hik-Partner Pro. Functions supported:</p> <ol style="list-style-type: none"> <li>1. Reboot device</li> <li>2. Restore device</li> <li>3. Display the topology information</li> <li>4. Display the connection status between AP and CPEs, including signal intensity, background noise, sending &amp; receiving rate</li> <li>5. Configure wireless settings, including working mode, SSID, password, channel, channel bandwidth, transmitting power</li> <li>6. Bridge alignment</li> <li>7. Spectrum scanning</li> </ol>
<b>Approval</b>	
EMC	CE-EMC(EN 55032, EN 61000-3-3, EN IEC 61000-3-2, EN 50130-4, EN 55035)
Safety	CB (IEC 62368-1),CE-LVD (EN 62368-1)
Chemistry	CE-RoHS (2011/65/EU),WEEE (2012/19/EU),Reach (Regulation (EC) No.1907/2006)
Radio	EN 301 893,EN 300 440,EN 301 489-3,EN 301 489-17,EN 301 489-1, EN 61000-3-3, EN IEC 61000-3-2, EN IEC 62311

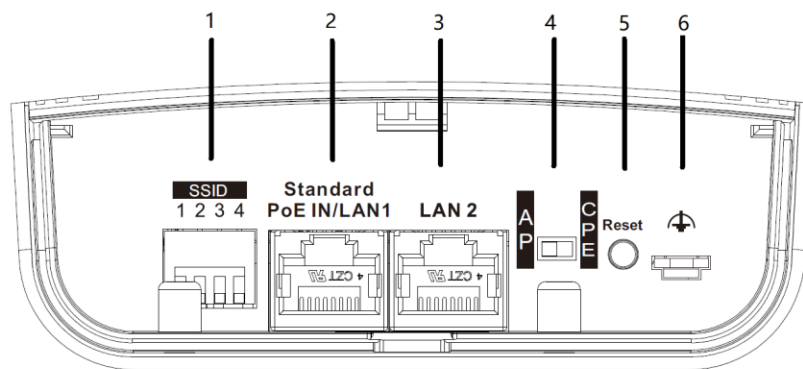
## ▪ Typical Application



## ▪ Physical Interface

No.	Interface/Button	Description
1	SSID	A DIP switch (4-pin) used to realize 16 sets of matching codes by switching up or down the miniature switches. The

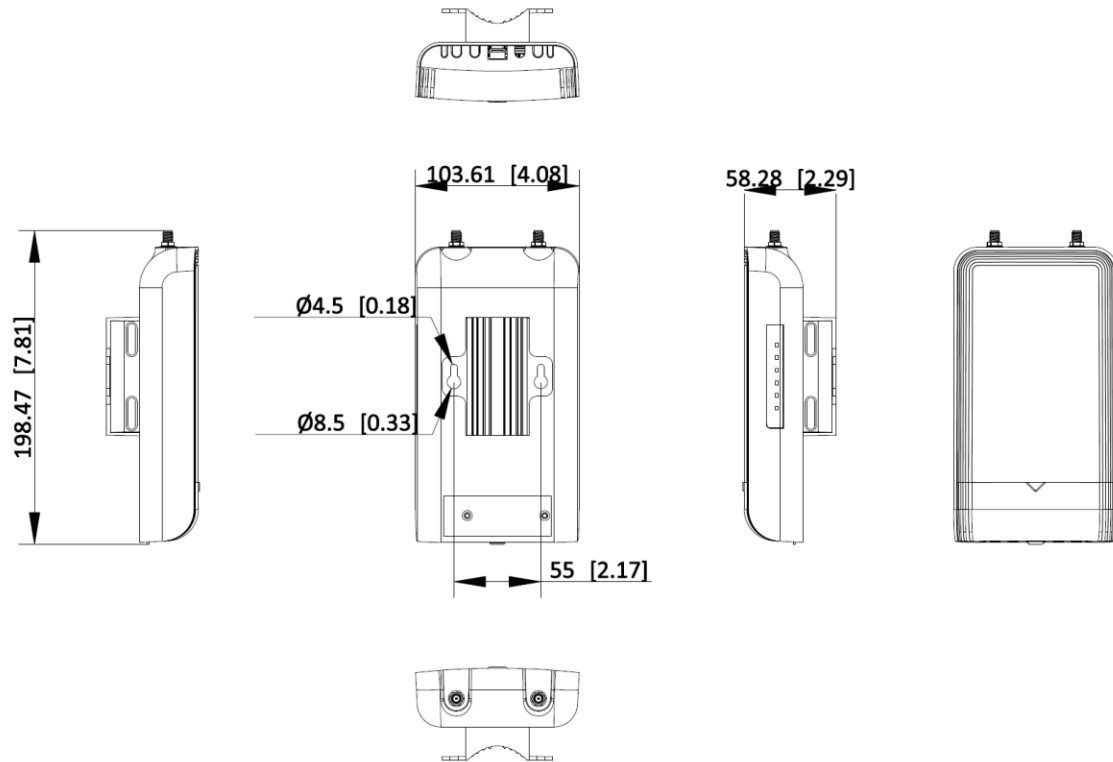
		CPE will connect to the AP when its SSID matches that of the AP.
2	PoE IN/LAN 1	The 10/100/1000 Mbps adaptive RJ45 port, also can be used as a PoE port.
3	LAN 2	The 10/100/1000 Mbps adaptive RJ45 port.
4	CPE/AP DIP Switch	Switch right or left to set the device as an AP or CPE.
5	Reset	Long press for 4 seconds to restore the device to factory settings.
6	Grounding Terminal	Used for connection to a grounding cable to protect the switch from lightning



▪ **Available Model**

DS-3WFB-EI-5ACG

▪ **Dimension**



- **Accessory**
- **Optional**

DS-3WF2000A-360	DS-3WF5000A-120
	

# See Far, Go Further



[www.hikvision.com](http://www.hikvision.com)  
[support@hikvision.com](mailto:support@hikvision.com)

